

Sizing

	XXS	XS	S	M	L	XI	XXI	3XL	4XL
Womens Sizing	26/28	30/32	33/34	35/36	38/39	40/42	43/44	45/46	47/48
Mens Sizing		26/28	30/31	32/33	34/35	36/37	38/39	40/41	42/44

TOPS - EXACT MEASUREMENTS

The below graph shows the exact size of our garments in CM Always measure at the fullest part of the bust/chest.

Top Sizes

	XXS	XS	S	M	L	XI	XXI	3XL	4XL
1 - Bust/Chest	90cm	95cm	106cm	111cm	120cm	128cm	136cm	146cm	152cm
2 - Waist	90cm	98cm	108cm	118cm	126cm	134cm	140cm	148cm	156cm
3 - Full Length	63,5cm	65,5cm	69,5cm	72cm	77cm	79,5cm	80,5cm	81cm	81cm
4 - Bottom of V Down	47cm	47,5cm	50,5cm	54cm	58,5cm	62cm	63,5cm	62,5cm	62,5cm



Pants Sizing

	XXS	XS	S	M	L	XL	XXL	3XL	4XL
1 - FULL Length	99cm	102cm	103cm	105cm	112cm	112cm	112cm	113cm	113cm
2 - Inside Length	72cm	73cm	74cm	77cm	78cm	79cm	79cm	79cm	78cm
3 - Waist Circumference	60cm	64cm	68cm	70cm	74cm	80cm	88cm	94cm	96cm
4 - Full Stretch Waist Circumference	82cm	90cm	94cm	100cm	110cm	122cm	126cm	135cm	138cm



Navy Blue



Airforce
BlueGrey




Black




Charcoal




Brown




Beige




White




Royal Blue




True Blue




Summit Blue




Powder Blue




Baby Blue




Maroon




Red



Raspberry




Cerise



Baby Pink




Bottle Green




Wits OT Green



Olive Green




Lime Green



Mint



Teal



Turquoise



Purple




Slate



Peacock




Camo



Coral



Lilac



Violet